

POLYETHYLENE CONTAINERS, INC.

P. O. Box 790

El Dorado, Arkansas 71731

Tel. 501-863-3188 • Fax 501-863-0477

GENE S. HANNEGAN
President

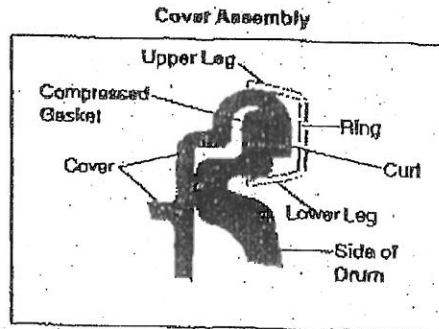
DAVID M. HANNEGAN
Vice President & General Manager

DOT 178 Notice Closure Requirements for Plastic Drums

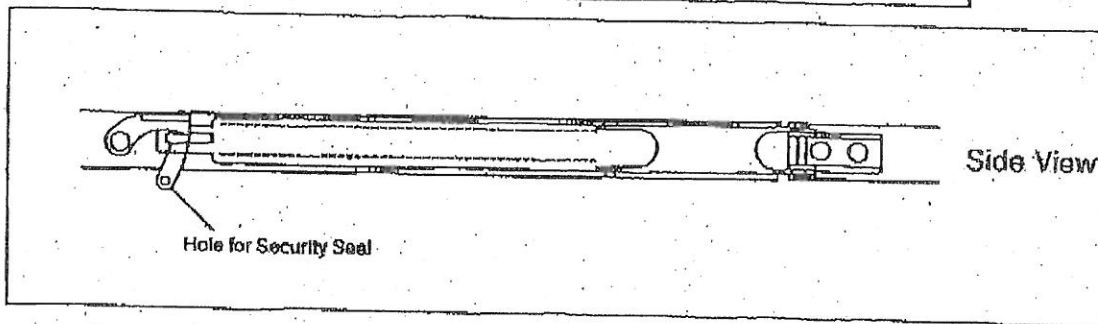
Closure Requirements for Closure Rings

Close drums for shipment by placing ring around drum head and lip. Compress gasket between drum body lip and cover by pressing downward on the drum cover or by tapping ring with mallet while tightening. Use only rings, covers and gaskets supplied with drums.

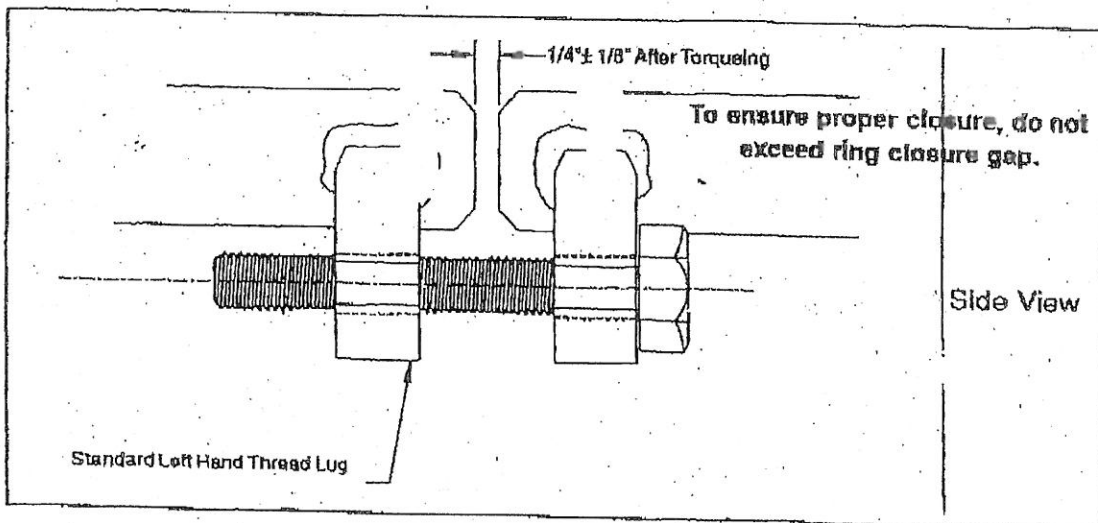
To ensure components meet performance level requirements, ring is installed right side up when locking tab closes in a down position. Be sure locking tab is secured through slot in ring handle.



Lever Lock



Bolt Ring Closure



Use of other than manufacturer-specified components may void certification and warranty.

POLYETHYLENE CONTAINERS, INC.

P. O. Box 790

El Dorado, Arkansas 71731

Tel. 501-863-3188 • Fax 501-863-0477

GENE S. HANNEGAN
President

DAVID M. HANNEGAN
Vice President & General Manager

To include Questar Part # as follows:

EDD230F

DOT 178 NOTICE
CLOSURE REQUIREMENT for PLASTIC PAILS

To close plastic pails for shipment, place the lid on the pail and use either a press or a mallet to press the lid firmly on the pail. Be sure the lid is pressed down completely all the way around the pail.